

### LIMITED WARRANTY

AADCO Medical, Inc., warrants this product, with the exceptions noted below, to be free of defects in material and workmanship. This warranty extends to the purchaser for the period of time noted below. The warranty is limited to rectifying any such defect and/or replacing such defective parts provided the part of the product is returned prepaid, with proof of purchase date to AADCO Medical, Inc. Catamount Commercial Park, Route 66, Randolph, Vermont 05060 and it is found by AADCO Medical, Inc. on inspection to be defective in material and/or workmanship.

Rheostat footswitches will be replaced for 90 days after purchase. Lamps are covered by no warranty whatsoever. Warranty time for all other parts is limited to one year from date of purchase.

No labor costs of any kind will be provided by AADCO Medical, Inc. except that needed to replace or repair parts in any complete product returned to AADCO Medical, Inc. Such products will then be returned to the purchaser FOB AADCO Medical, Inc.

This warranty does not apply if the product, as determined by AADCO Medical, is defective because of normal wear, accident, misuse, or as a result of service or modification by other than an authorized AADCO Medical repair facility.


### NON-WARRANTY SERVICE

If repairs or replacement not covered by this warranty are required, a repair estimate will be submitted for approval before proceeding with the repair or replacement.


Other than the above described obligations AADCO Medical, Inc., assumes no further liability with respect to the sale or use of this product.

**REPAIR SERVICE:** Return the product, prepaid, to:

AADCO Medical, Inc.  
Catamount Commercial Park, Route 66  
Randolph, VT 05060




**AADCO Medical, Inc.**  
**PO Box 410**  
**Catamount Commercial Park, Route 66**  
**Randolph, VT 05060**



**AADCO Medical Inc**

# Bright Spot Illuminator

## Instruction Manual



**Model N-425**

## INSTALLATION:

Model N-425 will stand on a desk or table as it is received. Loosen the knob on side to adjust angle of light (master power toggle switch should face up).

To mount on wall or other surface, remove the 4 plastic rubber feet, mark the keyholes on the wall and install #8 screws. Hang bracket onto these screws. In plasterboard wall, insert wing bolts or "molly" bolts.

## OPERATION:

The top master toggle switch has three positions:

- Left The light will be on continuously.
- Center Light is off.
- Right Light is controlled by the footswitch.

Press the footswitch gradually. Increasing pressure will increase the brightness and permit you to obtain seven gradients of brightness. **Do not allow the pedal to snap back.** Use the light intermittently to avoid overheating the film. Turn switch "off" (center position) when not in use.

## MAINTENANCE:

Use only on rated voltage with properly grounded circuit. Replace lamps with the same lamps as originally provided. If these are not on hand, use standard incandescent lamps but **do not exceed 75 watts**, until replacements are obtained. Turn switch "off" and unplug unit when cleaning or changing lamps. Keep plated reflector clean and polished.

## REPLACEMENT PARTS LIST FOR N-425 BRIGHT SPOT ILLUMINATOR

DESCRIPTION OF PART	PART NUMBER
LAMP SOCKET	188-6
LAMP REFLECTOR	188-4
MASTER POWER SWITCH	188-8
FOOT SWITCH WITH CORD	188-9
3 CONDUCTOR CORD SET	188-13
LAMP #211 75 WATT	188-16

Order replacement parts from your local X-ray dealer or from: AADCO Medical, Inc. Catamount Commercial Park, Route 66, Randolph, Vermont 05060.

